

# Rosie Research's CONSTELLATION COOKIES

Create tasty treats to enjoy your star watching with.

## Cooking Instructions

3 1/2 cups flour  
1 1/4 tsp baking soda  
1 1/2 tsp baking powder  
1 1/2 tsp salt



2 1/2 sticks butter  
1 1/4 cups brown sugar  
1 cup sugar



2 large eggs  
2 tsp vanilla extract



**1** Sift flour, baking soda, baking powder and salt together in a bowl and set aside.

**2** Cream butter and sugar together for 3-5 minutes. Slowly add in sifted dry ingredients.


**3** Mix in eggs one at a time, then stir in vanilla. Preheat oven to 350F.

## Constellation Creation

1 cup of mini chocolate chips and sprinkles for constellations



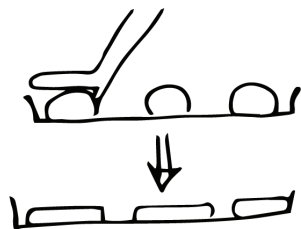
**1** Spray your pan with cooking spray.



**2** Scoop out one large spoonful of dough per cookie.




**3** Sprinkle your cookies with flour.



**4** Gently press your cookie balls into round disks.

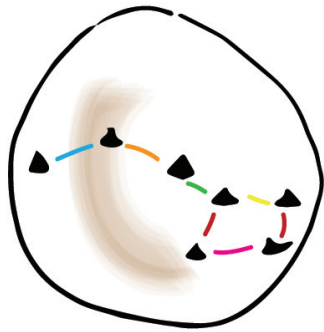


**5** Use the mini chocolate chips and sprinkles to create your constellations cookies.



**6** Bake at 350F for 18-20 minutes. Enjoy with a glass of milk under the night sky!

Get more science ideas at [RosieResearch.com](http://RosieResearch.com) Constellation ideas on the back!



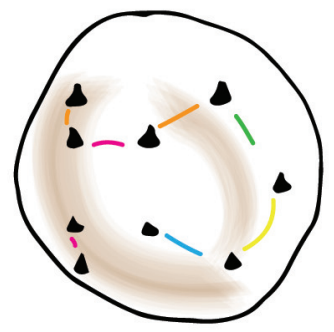
Big Dipper



Taurus



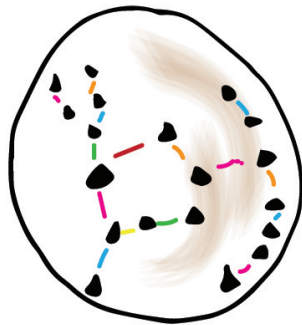
Cancer



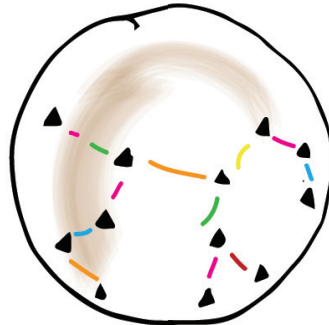
Libra



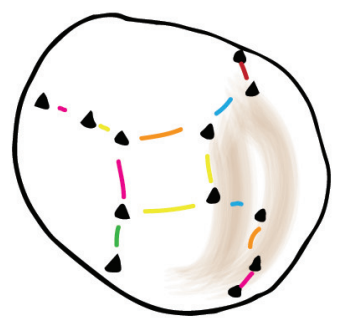
Aries



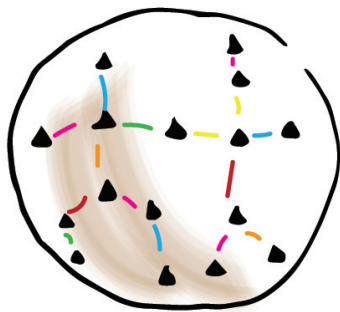
Orion



Leo



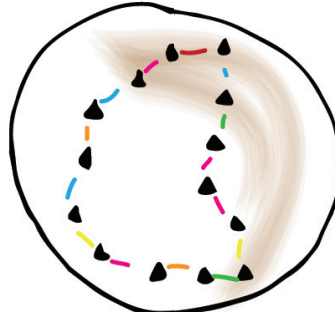
Hercules



Gemini



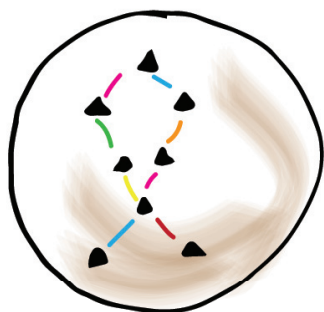
Lacerta



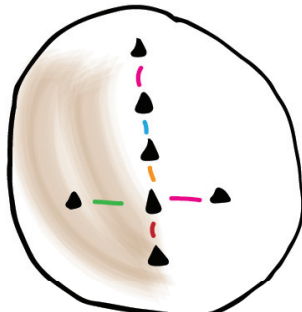
Capricorn



Pisces



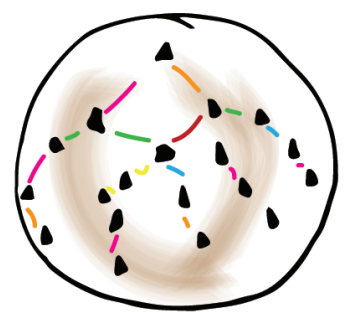
Bootes



Cygnus



Cepheus



Andromeda

## Design your own Constellations

Get more science ideas  
[RosieResearch.com](http://RosieResearch.com)

